


// MATERIALI E FINITURE STYLE

Le ante di questo modello sono di spessore 22 mm nelle diverse finiture sottoriportate.

ANTE


MELAMINICO MONOCOLORE




BIANCO ARTICO




CHAMPAGNE



GRIGIO PIOGGIA



ÉCRU



CORTECCIA

NOBILITATO NOCE



ORZO



CANNELLA



CAFFÉ

NOBILITATO ABETE



BIANCO



STEPPA



DESERTO



FORESTA

**NOBILITATO
ROVERE FIAMMA**



BIANCO



SABBIA




DUNA



COCCO

**IMPIALLACCIATO
ROVERE VERTICAL**




BIANCO



CIPRIA



CANAPA



TERRA




BRUNO



GRAFITE


**ESSENZE SPECIALI
OPACHE**



EUCALIPTO




ACACIA TERMOTRATTA



EBANO EMARA



ROVERE TERMOCOTTO




ULIVO


**ESSENZE SPECIALI
LUCIDE**



ACACIA TERMOTRATTATA




EBANO EMARA



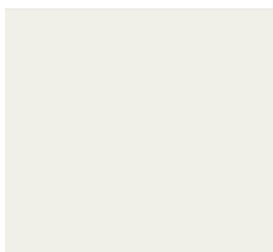
ULIVO

**LACCATO OPACO,
LUCIDO,
SUPER MATT**


(18 colori)




BIANCO RAL 9003




BIANCO




BIANCO SALE



BIANCO GRIGIO 233



SABBIA ORO



GRIGIO NUBE 239



TORTORA



CAPPUCCINO



CAMOSCIO



CORDA



ROSSO CORSA



BLU PETROLIO




MUSCHIO




GRIGIO



GRIGIO ARDESIA 7015



VERDE MARRONE




CIOCCOLATO



NERO PROFONDO

**LACCATO EFFETTO
METALLO**



OTTONE



RAME




TITANIO



IRIDIO


STRUTTURA



BIANCO



GRIGIO SABBIA




ANTRACITE


ZOCCOLO



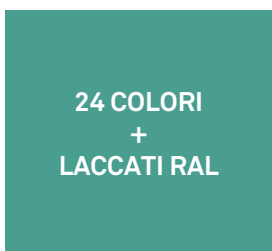
ALLUMINIO OPACO



ALLUMINIO BIANCO




ALLUMINIO NERO



24 COLORI
+
LACCATI RAL

ZOCCOLO LACCATO OPACO NEI:

- > 24 COLORI FINITURA ANTA
- > LACCATI RAL



LEGNO

ZOCCOLO LEGNO IN :

- > FINITURE COME IMPIALLACCIATI

Eventuali differenze di tonalità nei colori e nei legni non sono da considerarsi difetti di fabbricazione in quanto tali variazioni sono dovute al naturale comportamento degli elementi esposti alla luce domestica.