

# // OPENING SYSTEMS EASY


## GROOVE

---




"C" SHAPED GROOVE


### ALUMINIUM



MATT ALUMINIUM



WHITE ALUMINIUM



BLACK ALUMINIUM

### MATT LACQUERED



MATT LACQUERED GROOVE IN:

- > 24 DOOR FINISHES
- > RAL COLOURS

\*\*\*\*\*

Possible differences in lacquered or veneered items are not to be considered as production defects. They are due to the natural process of elements exposed to domestic light.

# HANDLES



Finishes: Nickel  
Series: AE  
Pitch: 96



Finishes: Nickel  
Series: AF  
Pitch: 160



Finishes: Nickel  
Series: AG  
Pitch: 160



Finishes: Nickel  
Series: AV,AS,AP  
Pitch: 96,160,224



Finishes: White  
Series: AZ,AU,AR  
Pitch: 96,160,224



Finishes: Brown  
Series: AW,AT,AQ  
Pitch: 96,160,224



Finishes: Nickel  
Series: DE,DF,DG  
Pitch: 96,160,320



Finishes: Aluminium,White,Brown  
Series: DI,DH,DL  
Pitch: 160,160,160



Finishes: Nickel  
Series: DQ,DR  
Pitch: 96,192



Finishes: Steel  
Series: DS  
Pitch: 160



Finishes: Nickel  
Series: F6,F5,F4  
Pitch: 96,192,320



Finishes: White  
Series: F3,F2,F1  
Pitch: 96,192,320



Finishes: Brown  
Series: F9,F8,F7  
Pitch: 96,192,320



Finishes: Nickel,White/Nickel,White  
Series: B8,B9,B0  
Pitch: 96,192



Finishes: Steel  
Series: BA,BB,BC,BD  
Pitch: 96,160,192,480



Finishes: White  
Series: BE,BF,BG,BH  
Pitch: 96,160,192,480



Finishes: Aluminium  
Series: KN  
Pitch: 160



Finishes: Nickel  
Series: MU  
Pitch: 160



Finishes: Nickel  
Series: M1  
Pitch: 160



Finishes: Steel  
Series: PJ,PK,PL  
Pitch: 160,352,576



Finishes: Steel  
Series: C2,C3,C4,C5  
Pitch: 28,128,192,480



Finishes: Nickel  
Series: DM, DN, DP  
Pitch: 1 hole, 96, 160



Finishes: Steel  
Series: B1,B2,B3,B4,B6,B7,B5  
Pitch: 96,160,192,480,768,1056,1216



Finishes: Aluminium  
Series: KE, KA, KB  
Pitch: 128,192,480



Finishes: Aluminium  
Series: KH, KI, KJ, KL  
Pitch: 28,128,192,480



Finishes: Nickel,  
Series: H1,H2,H3H4,H5,H6,H7,HZ, HY, HX  
Pitch: 96,160,192,480,768,1056,1216



Finishes: White  
Series: D1,D2,D3,D4,D5,D6,D7,DZ,DY,DX  
Pitch: 96,160,192,480,768,1056,1216



Finishes: Chromed  
Series: AA, AB, AC, AD  
Pitch: 32,128,192,480



Finishes: Semipolished silver  
Series: G6  
Pitch: 128



Finishes: Pewter  
Series: G1  
Pitch: 128



Finishes: Pewter, Antiqued silver  
Series: G2,G5  
Pitch: 1hole,1hole



Finishes: Antiqued iron  
Series: G4  
Pitch: 96



Finishes: Steel  
Series: J1(horiz.), J9 (vert.)  
Pitch: 160



Finishes: Graphite  
Series: J0 (horiz.), J6(vert.)  
Pitch: 160



Finishes: Nickel  
Series: J2, J3, J4, J5  
Pitch: 96, 160, 192, 480



Finishes: Antiqued iron  
Series: J8 (horiz.), J7(vert.)  
Pitch: 160



Finishes: Polished st. steel with diamond finish  
Series: JC (horiz.), JM (vert.)  
Pitch: 160



Finishes: Satin st. steel  
Series: JP, JI, JK(horiz.), JJ(vert.)  
Pitch: 96,160,320,160



Finishes: Brushed st. steel  
Series: JB (horiz.), JA (vert.)  
Pitch: 160



Finishes: Satin st. steel  
Series: JF (orizz.), JG(vert.)  
Pitch: 1 hole



Finishes: Polished st. steel finish with crystal  
Series: JD (orizz.), JE (vert.)  
Pitch: 1 hole



Finishes: Marble  
Series: JH  
Pitch: 4 holes

## INTEGRATED HANDLES

---



Finishes: Aluminium  
Series: KC



Finishes: Aluminium  
Series: JU, JL, JN(horiz.), JO(vert.)  
Pitch: 96, 160, 1480, 480



Finishes: Aluminium, Brown, White  
Series: S4, S5, S6

## PUSH PULL

---



WHITE



DARK GREY

## OPENING SYSTEM



CLOSED



OPEN