

// OPENING SYSTEMS SoHo

GROOVE




“C” SHAPED GROOVE


ALUMINIUM



MATT ALUMINIUM



WHITE ALUMINIUM



BLACK ALUMINIUM

MATT LACQUERED




18 COLOURS
+
RAL LACQUERED

MATT LACQUERED GROOVE IN:

- > 18 DOOR FINISHES
- > RAL COLOURS

OAK



OAK

OAK PLINTH IN:

- > FINISHES LIKE VENEERED

Possible differences in lacquered or veneered items are not to be considered as production defects.
They are due to the natural process of elements exposed to domestic light.

HANDLES



Finishes: Nickel
Series: AE
Pitch: 96



Finishes: Nickel
Series: AF
Pitch: 160



Finishes: Nickel
Series: AG
Pitch: 160



Finishes: Nickel
Series: AV,AS,AP
Pitch: 96,160,224



Finishes: White
Series: AZ,AU,AR
Pitch: 96,160,224



Finishes: Brown
Series: AW,AT,AQ
Pitch: 96,160,224



Finishes: Nickel
Series: DE,DF,DG
Pitch: 96,160,320



Finishes: Aluminium,White,Brown
Series: DI,DH,DL
Pitch: 160,160,160



Finishes: Nickel
Series: DQ,DR
Pitch: 96,192



Finishes: Steel
Series: DS
Pitch: 160



Finishes: Nickel
Series: F6,F5,F4
Pitch: 96,192,320



Finishes: White
Series: F3,F2,F1
Pitch: 96,192,320



Finishes: Brown
Series: F9,F8,F7
Pitch: 96,192,320



Finishes: Nickel,White/Nickel,White
Series: B8,B9,B0
Pitch: 96,192



Finishes: Steel
Series: BA,BB,BC,BD
Pitch: 96,160,192,480



Finishes: White
Series: BE,BF,BG,BH
Pitch: 96,160,192,480



Finishes: Aluminium
Series: KN
Pitch: 160



Finishes: Nickel
Series: MU
Pitch: 160



Finishes: Nickel
Series: M1
Pitch: 160



Finishes: Steel
Series: PJ,PK,PL
Pitch: 160,352,576



Finishes: Steel
Series: C2,C3,C4,C5
Pitch: 28,128,192,480



Finishes: Nickel
Series: DM, DN, DP
Pitch: 1 hole, 96, 160



Finishes: Steel
Series: B1,B2,B3,B4,B6,B7,B5
Pitch: 96,160,192,480,768,1056,1216



Finishes: Aluminium
Series: KE, KA, KB
Pitch: 128,192,480



Finishes: Aluminium
Series: KH, KI, KJ, KL
Pitch: 28,128,192,480



Finishes: Nickel,
Series: H1,H2,H3H4,H5,H6,H7,HZ, HY, HX
Pitch: 96,160,192,480,768,1056,1216



Finishes: White
Series: D1,D2,D3,D4,D5,D6,D7,DZ,DY,DX
Pitch: 96,160,192,480,768,1056,1216



Finishes: Chromed
Series: AA, AB, AC, AD
Pitch: 32,128,192,480



Finishes: Semipolished silver
Series: G6
Pitch: 128



Finishes: Pewter
Series: G1
Pitch: 128



Finishes: Pewter, Antiqued silver
Series: G2,G5
Pitch: 1hole,1hole



Finishes: Antiqued iron
Series: G4
Pitch: 96



Finishes: Steel
Series: J1(horiz.), J9 (vert.)
Pitch: 160



Finishes: Graphite
Series: J0 (horiz.), J6(vert.)
Pitch: 160



Finishes: Nickel
Series: J2, J3, J4, J5
Pitch: 96, 160, 192, 480



Finishes: Antiqued iron
Series: J8 (horiz.), J7(vert.)
Pitch: 160



Finishes: Polished st. steel with diamond finish
Series: JC (horiz.), JM (vert.)
Pitch: 160



Finishes: Satin st. steel
Series: JP, JI, JK(horiz.), JJ(vert.)
Pitch: 96,160,320,160



Finishes: Brushed st. steel
Series: JB (horiz.), JA (vert.)
Pitch: 160



Finishes: Satin st. steel
Series: JF (orizz.), JG(vert.)
Pitch: 1 hole



Finishes: Polished st. steel finish with crystal
Series: JD (orizz.), JE (vert.)
Pitch: 1 hole



Finishes: Marble
Series: JH
Pitch: 4 holes

INTEGRATED HANDLES



Finishes: Aluminium
Series: KC



Finishes: Aluminium
Series: JU, JL, JN(horiz.), JO(vert.)
Pitch: 96, 160, 1480, 480



Finishes: Aluminium, Brown, White
Series: S4, S5, S6

PUSH PULL



WHITE



DARK GREY

OPENING SYSTEM



CLOSED



OPEN